



FLEXASOFT® Ultrasound cover

STERILE R

Intended purpose: Sterile ultrasound cover for the duration of one application on healthy skin


LINEAR

CONVEX

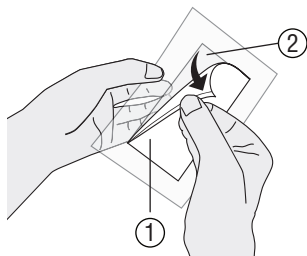
LINEAR

CONVEX

1

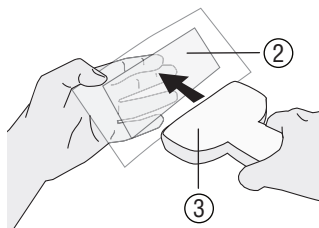


2



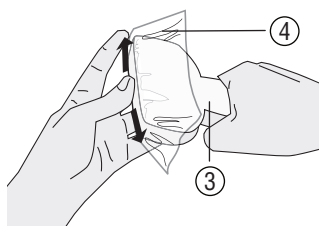
Remove the protective paper (1) from the adhesive surface (2) by pulling up the projecting tab.

3



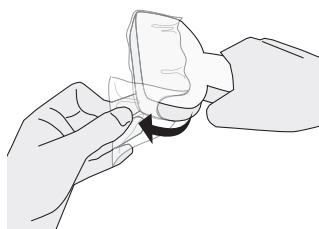
Now place the ultrasound head (3) centrally on the adhesive surface (2).

4



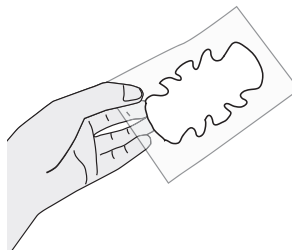
Smooth down the casing on the front of the ultrasound head (3) and fix the projecting film (4). If fitted correctly, the product adheres to the ultrasound head without leaving creases. If any creases are formed, it is possible to reposition the casing on the ultrasound head.

5

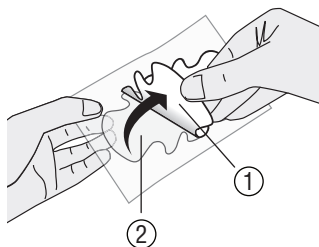


After use, slowly pull the adhesive surface off the ultrasound head. No residues of adhesive are left behind.

1

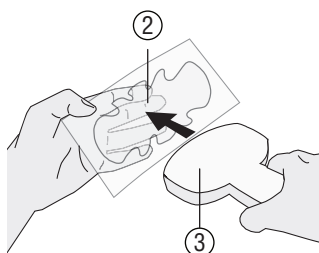


2



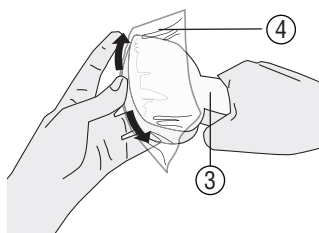
Remove the protective paper (1) from the adhesive surface (2).

3



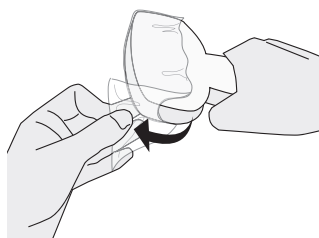
Now place the ultrasound head (3) centrally on the adhesive surface (2).

4



Smooth down the casing on the front of the ultrasound head (3) and fix the projecting film (4). If fitted correctly, the product adheres to the ultrasound head without leaving creases. If any creases are formed, it is possible to reposition the casing on the ultrasound head.

5



After use, slowly pull the adhesive surface off the ultrasound head. No residues of adhesive are left behind.



VARIANTS

FLEXASOFT® Ultrasound cover	REF 31800 LINEAR	REF 31900 CONVEX
Size	12 x 6 cm	12 x 6 cm
A detailed product specification is available on request.		

WARNINGS and IMPORTANT INFORMATION



Do not use if sterility is compromised or if the packaging is damaged



CAUTION: Do not use damaged products!



Do not reuse



Do not resterilize



CAUTION: Not suitable for reuse, as the required features may fail and cause an infection of the patient.



CAUTION: The instructions for use apply only to the enclosed products.



CAUTION: Open peel pouch at top seam!



Store in a dry place



Keep away from direct sunlight



CAUTION: Using a device cover may impair the quality of the image.



CAUTION: The ultrasound cover may be used only on healthy skin!



CAUTION: To be used only by healthcare professionals!



CAUTION: Any serious incident that has occurred in relation to the device has to be reported to the manufacturer and the competent authority of the Member State in which the user and/or patient is established.

OTHER SYMBOLS USED



Sterilized using irradiation



Use-by date



Latex-free



Consult instructions for use. The latest instructions for use can be downloaded at www.heisig.de



Number of consumption units per peel pouches



Personnel number of the manufacturing employee



Batch code
JJMM0123



Manufacturer



Number of peel pouches in a carton



Date of manufacture



Article number



Pharmacy central number



The product is compliant with valid legal requirements for medical devices. Manufacturer is monitored by the notified body with number 0197.



Medical device



Single *sterile* barrier system



Single *sterile* barrier system with protective packaging outside



Environmentally compatible if properly disposed of.
No toxic gases arise from burning.
Dump without groundwater pollution.

