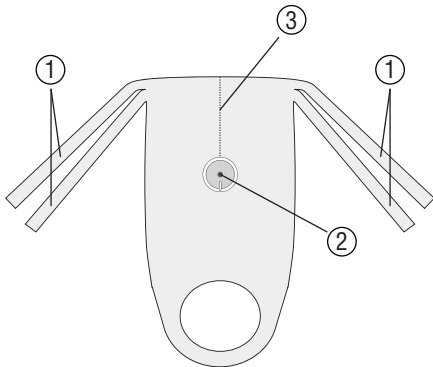




UNIFLEX® TUR-Apron STERILE R

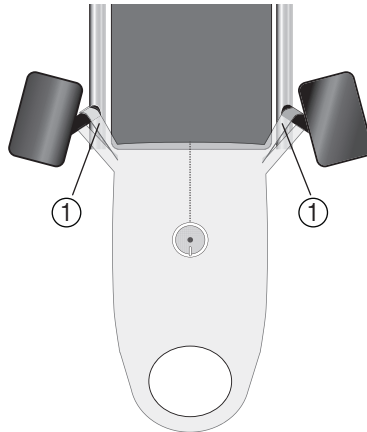
Intended purpose: OP device cover for collecting and draining liquids, for the duration of one application.
For mounting to the operating table. With neckline.

1



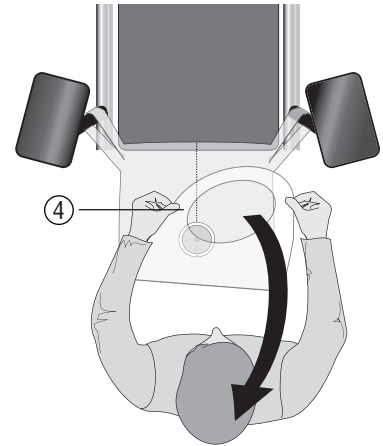
The TUR-Apron is unfolded in such a way that the fastening straps (1) are accessible. The discharge nozzle (2) points downwards (see also illustration 5), and the weld seam (3) points towards the operating table.

2



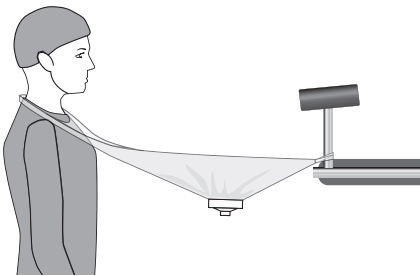
The fastening straps (1) are fixed to the operating table at a suitable location.

3



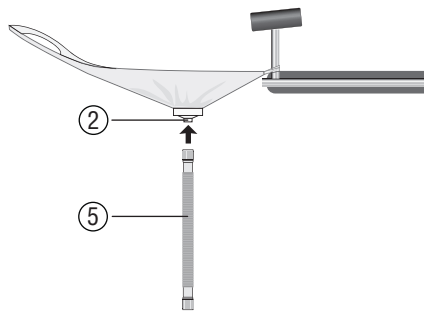
The neckline (4) of the Apron is pulled over the head of the user. If fastened correctly, the TUR-Apron cannot become detached by itself.

4



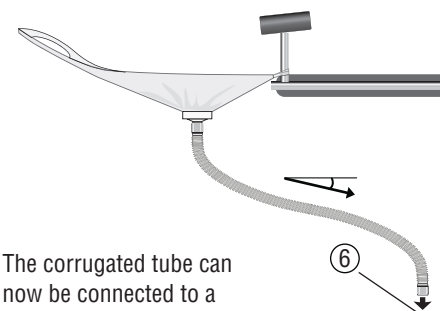
The neckline of the Apron, as worn.

5



The corrugated tube (5) that is included in the scope of supply is now pushed onto the discharge nozzle (2) of the Apron.

6

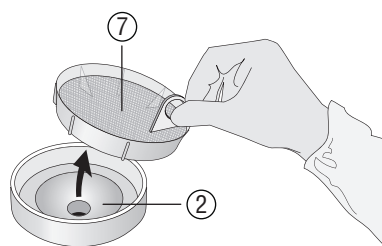


The corrugated tube can now be connected to a suitable drain (6).

To avoid liquid build-up, ensure a constant slope inside the drain hose.

Suitable adapters for the drain are available separately.

7



The filter sieve (7) holds back tissue fragments and thus prevents the conduit from becoming blocked. It can be removed from the discharge nozzle (2).




















| PACKAGE CONTENT | | DETAILS |
|---|--------------------|---|
| REF 37931 | UNIFLEX® TUR-Apron | Size: 50 x 110 cm |
| | Corrugated tube | Inside diameter of adapter: 22 mm, length extendable up to 200 cm |
| A detailed product specification is available on request. | | |

WARNINGS and IMPORTANT INFORMATION

-  Do not use if sterility is compromised or if the packaging is damaged
-  **CAUTION: Do not use damaged products!**
-  Do not reuse
-  Do not resterilize
-  **CAUTION: Not suitable for reuse**, as the required features may fail and cause an infection of the patient.
-  **CAUTION: The instructions for use apply only to the enclosed products.**
-  **CAUTION: Open peel pouch at top seam!**
-  Store in a dry place
-  Keep away from direct sunlight
-  **ATTENTION: To avoid liquid build-up inside the drain hose, ensure a constant slope inside the hose during installation.**
-  **CAUTION: To be used only by healthcare professionals!**
-  **CAUTION: Any serious incident that has occurred in relation to the device has to be reported to the manufacturer and the competent authority of the Member State in which the user and/or patient is established.**

OTHER SYMBOLS USED

-  Sterilized using irradiation
-  Use-by date
-  Latex-free
-  Consult instructions for use. The latest instructions for use can be downloaded at www.heisig.de
-  Number of consumption units per peel pouches
-  Personnel number of the manufacturing employee
-  Batch code
JJMM0123
-  Manufacturer
-  Number of peel pouches in a carton
-  Date of manufacture
-  Article number
-  Pharmacy central number
-  The product is compliant with valid legal requirements for medical devices. Manufacturer is monitored by the notified body with number 0197.
-  Medical device
-  Single sterile barrier system
-  Single sterile barrier system with protective packaging outside
-  Environmentally compatible if properly disposed of. No toxic gases arise from burning. Dump without groundwater pollution.

